

Child Welfare

In 2019, DCFS received **52,862** reports of child abuse or neglect to its statewide, toll-free, 24/7 hotline **1-855-4LA-KIDS (1-855-452-5437)**.

3,494

families served
in their homes
in 2019

7,016

children served
in Foster Care
in 2019

159

youth* served in
Extended Foster
Care in 2019
(ages 18-21)

827

newly certified
foster homes
in 2019

2,187 children
reunified with
families in 2019

893 children
adopted in
FFY 2019

Family Support

Child Support Enforcement

There were **269,862** cases monthly on average, and **\$437.9 million** was collected for FFY 2019.

SNAP Employment & Training

11 partners were reimbursed **\$2.3 million** in federal funds for employment & training services statewide in FFY 2019.

Disability Determination Services

DDS adjudicated claims for **78,808** workers and **8,217** children in Louisiana in FFY 2019.

Kinship Care Subsidy Program

In FFY 2019, an average **3,485** children received **\$771,368** in KCSP benefits monthly.

Supplemental Nutrition Assistance Program

In FFY 2019, an average **816,237** residents received about **\$101.7 million** in SNAP benefits monthly.

Family Independence Temporary Assistance Program

In FFY 2019, an average **7,936** residents received **\$660,237** in FITAP benefits monthly.

Disaster Response & Recovery

In 2019, DCFS trained **1,844** staff for Emergency Support Function 6 (ESF-6) work, responded to **8** emergency events, and logged over **18,870** hours in disaster response. Recovery Support Function 3 (RSF-3) developed the LA Health & Human Services Recovery Plan.

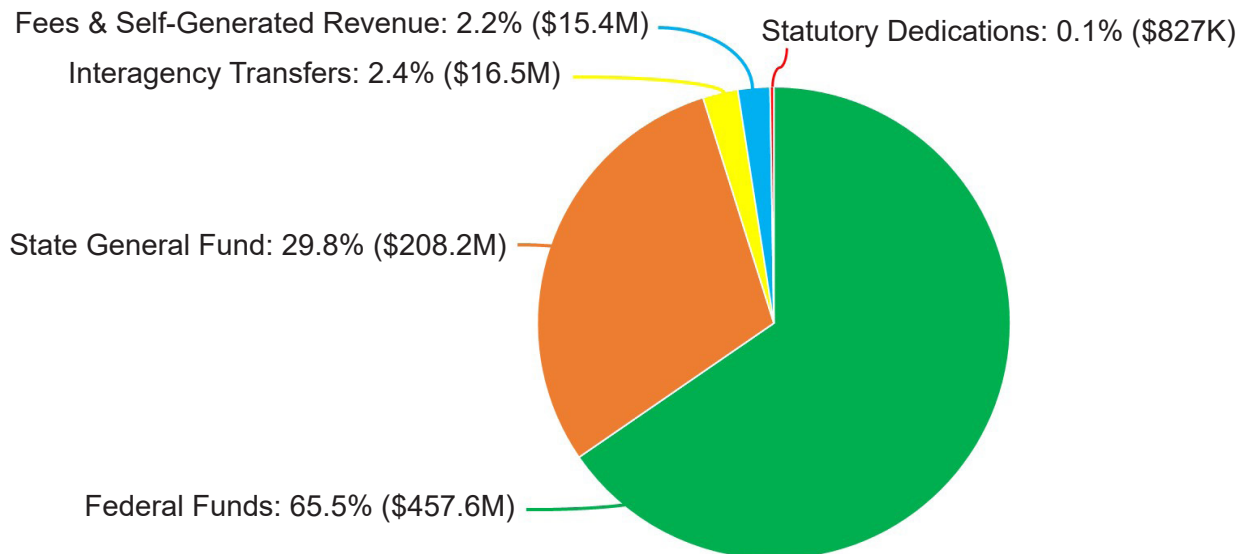
DCFS Economic Impact

DCFS employs about **3,500** full-time staff around the state. In FFY 2019, **4,310** retailers accepted SNAP benefits which put more than **\$2.18 billion** into Louisiana's economy.

Statewide Data

Child Welfare	
Total Reports of Abuse & Neglect in CY 2019	52,862
Total Child Protection Investigations in CY 2019	20,015
Total Families Served in their homes in CY 2019	3,494
Children Served in Foster Care each month, on average, in CY 2019	4,291
Total Children Served in Foster Care in CY 2019	7,016
Total Youth, ages 18-21, Served in Extended Foster Care in CY 2019	159
Total Foster Children Reunified with Family in CY 2019	2,187
Total Foster Children Adopted in FFY 2019	893
Total Newly Certified Foster Homes in CY 2019	827
Family Support	
Child Support Enforcement (CSE)	
CSE Total Cases - FFY 2019 Monthly Average	269,862
CSE Collections - FFY 2019	\$437,995,084
Family Independence Temporary Assistance Program (FITAP)	
Number of FITAP Recipients each month, on average, in FFY 2019	7,936
FITAP Benefits Issued each month, on average, in FFY 2019	\$660,237
Kinship Care Subsidy Program (KCSP)	
Number of KCSP Recipients (Children) each month, on average, in FFY 2019	3,485
KCSP Benefits Issued each month, on average, in FFY 2019	\$771,368
Supplemental Nutrition Assistance Program (SNAP)	
Number of SNAP Recipients each month, on average, in FFY 2019	816,237
SNAP Benefits Issued FFY 2019	\$1,220,377,999
SNAP Applications Processed FFY 2019	407,999
Population percentage receiving SNAP in FFY 2019	18.3%
SNAP Economic Impact FFY 2019	\$2,184,476,618
Number of SNAP Retailers as of January 1, 2020	4,310
Disability Determination Services (DDS)	
Disability Claims Adjudicated for Workers in FFY 2019	78,808
Disability Claims Adjudicated for Children in FFY 2019	8,217
Calendar Year (CY) Jan. 1 - Dec. 31 Federal Fiscal Year (FFY) Oct. 1 - Sept. 30 State Fiscal Year (SFY) July 1 - June 30	

SFY 2019-20 Existing Operating Budget

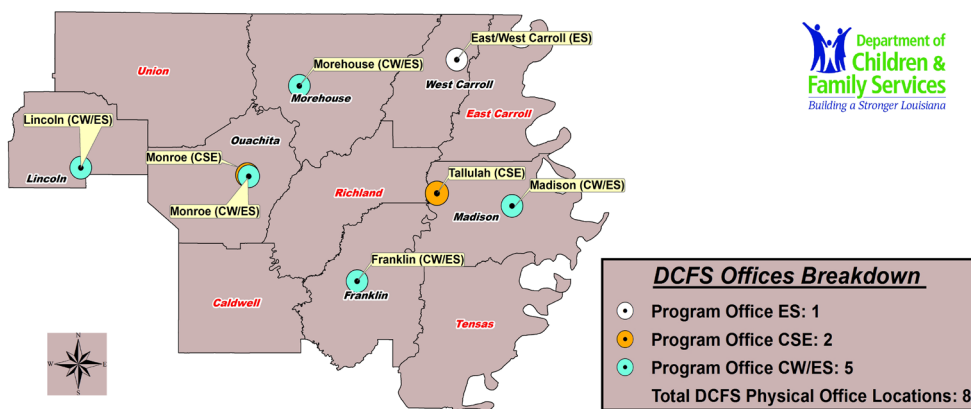


(2/12/2020)

Monroe Regional Data

Caldwell, East Carroll, Franklin, Lincoln, Madison, Morehouse, Ouachita, Richland, Tensas, Union and West Carroll Parishes
(Jackson and Bienville Parishes' Economic Stability data also counted within this Region)

Child Welfare	
Total Reports of Abuse & Neglect in CY 2019	3,950
Total Child Protection Investigations in CY 2019	1,621
Total Families Served in their homes in CY 2019	442
Children Served in Foster Care each month, on average, in CY 2019	473
Total Children Served in Foster Care in CY 2019	697
Total Youth, ages 18-21, Served in Extended Foster Care in CY 2019	18
Total Foster Children Reunified with Family in CY 2019	93
Total Foster Children Adopted in CY 2019	119
Total Newly Certified Foster Homes in CY 2019	76
Family Support	
Child Support Enforcement (CSE)	
CSE Total Cases - FFY 2019 Monthly Average	22,695
CSE Collections - FFY 2019	\$35,491,009
Family Independence Temporary Assistance Program (FITAP)	
Number of FITAP Recipients in December 2019	1,023
FITAP Benefits Issued in December 2019	\$81,536
Kinship Care Subsidy Program (KCSP)	
Number of KCSP Recipients (Children) in December 2019	345
KCSP Benefits Issued in December 2019	\$68,645
Supplemental Nutrition Assistance Program (SNAP)	
Number of SNAP Recipients in December 2019	78,904
SNAP Benefits Issued FFY 2019	\$118,890,587
SNAP Benefits Issued in December 2019	\$9,874,838
Population percentage receiving SNAP in December 2019	22.6%
SNAP Economic Impact FFY 2019	\$212,814,150
Number of SNAP Retailers as of January 1, 2020	356

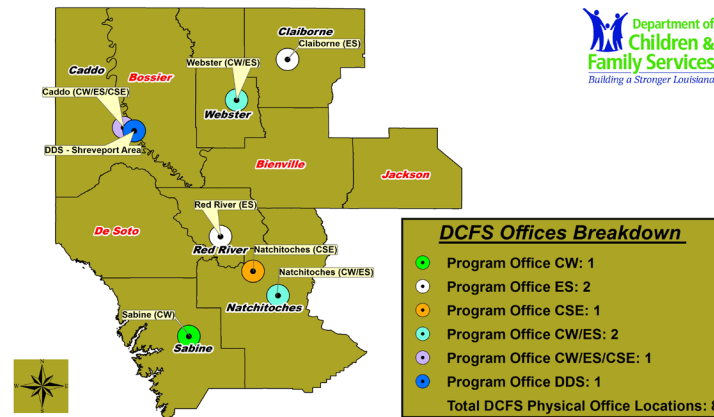


297 Full-Time jobs in Monroe Region

Shreveport Regional Data

Bienville, Bossier, Caddo, Claiborne, DeSoto, Jackson, Natchitoches, Red River, Sabine, and Webster Parishes
(Bienville and Jackson Parishes' Economic Stability data included in Monroe Region)

Child Welfare	
Total Reports of Abuse & Neglect in CY 2019	6,106
Total Child Protection Investigations in CY 2019	2,338
Total Families Served in their homes in CY 2019	401
Children Served in Foster Care each month, on average, in CY 2019	497
Total Children Served in Foster Care in CY 2019	918
Total Youth, ages 18-21, Served in Extended Foster Care in CY 2019	15
Total Foster Children Reunified with Family in CY 2019	383
Total Foster Children Adopted in CY 2019	82
Total Newly Certified Foster Homes in CY 2019	91
Family Support	
Child Support Enforcement (CSE)	
CSE Total Cases - FFY 2019 Monthly Average	37,406
CSE Collections - FFY 2019	\$65,863,847
Family Independence Temporary Assistance Program (FITAP)	
Number of FITAP Recipients in December 2019	960
FITAP Benefits Issued in December 2019	\$79,735
Kinship Care Subsidy Program (KCSP)	
Number of KCSP Recipients (Children) in December 2019	447
KCSP Benefits Issued in December 2019	\$99,174
Supplemental Nutrition Assistance Program (SNAP)	
Number of SNAP Recipients in December 2019	97,019
SNAP Benefits Issued FFY 2019	\$145,728,365
SNAP Benefits Issued in December 2019	\$12,044,718
Population percentage receiving SNAP in December 2019	18.6%
SNAP Economic Impact FFY 2019	\$260,853,773
Number of SNAP Retailers as of January 1, 2020	442



* Parishes labeled in red and white denotes no DCFS Office(s) in that Parish.

418 Full-Time jobs in Shreveport Region