

Child Welfare

In 2018, DCFS answered **52,867** calls of child abuse or neglect to its statewide, toll-free, 24/7 hotline **1-855-4LA-KIDS**.

3,775

families served
in family services
in 2018


7,483

children served
in foster care
in 2018

930

foster homes
newly certified
in 2018

2,282 children
reunified with families
921 children adopted
151 youth aged out
of the system in 2018



Child Support Enforcement



In FFY 2018, there were
276,437 monthly child
support cases, on average, and
more than **\$431.2 million**
was collected for the year.

Disability Determinations

In FFY 2018, Disability
Determination Services (DDS)
adjudicated disability claims for
70,753 workers and
10,358 children in Louisiana.



Economic Stability

Family Independence Temporary Assistance Program

In FFY 2018, an average
10,070 residents
received **\$824,337** in
FITAP benefits monthly.

Supplemental Nutrition Assistance Program

In FFY 2018, an average
866,790 residents
received about
\$108.4 million in
SNAP benefits monthly.

Kinship Care Subsidy Program

In FFY 2018, an average
3,612 children
received **\$798,768** in
KCSP benefits monthly.

Disaster Response & Recovery

In CY 2018, DCFS trained **1,778** staff for Emergency Support Function 6 (ESF-6) work, responded to **10** emergency events, and logged over **670** hours in disaster response. Recovery Support Function 3 (RSF-3) continued to work with the **5** parishes most impacted by the 2016 floods in Health and Social Service recovery.

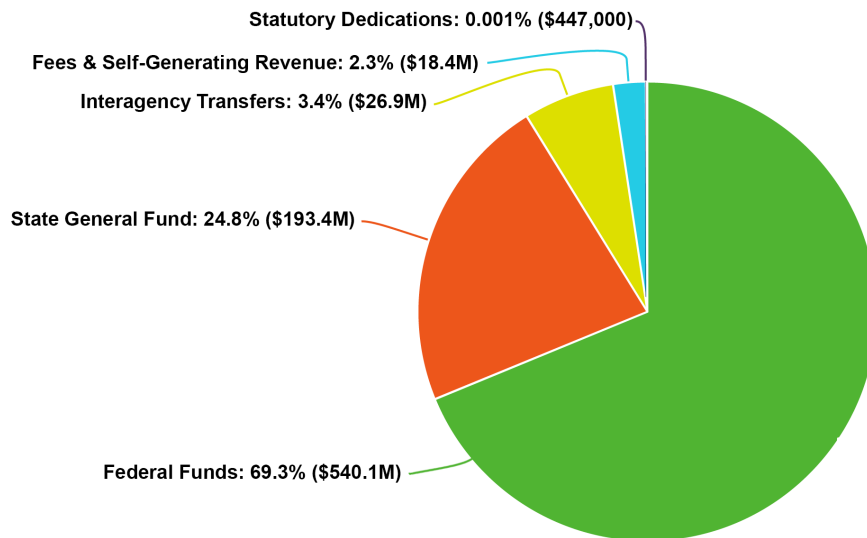
DCFS Economic Impact

DCFS employs about **3,500** full-time staff around the state. In FFY 2018, **4,524** retailers accepted SNAP benefits which put more than **\$2.32 billion** into Louisiana's economy.

Statewide Data

Child Welfare	
Total Reports of Abuse & Neglect in CY 2018	52,867
Total Child Protection Investigations in CY 2018	20,859
Total Family Services Cases in CY 2018	3,775
Children Served in Foster Care each month, on average, in CY 2018	4,731
Total Children Served in Foster Care in CY 2018	7,483
Total Foster Children Reunified with Family in CY 2018	2,282
Total Foster Children Adopted in CY 2018	921
Total Youth who Aged Out of Care in CY 2018	151
Total Foster Homes Newly Certified in CY 2018	930
Family Support	
Child Support Enforcement (CSE)	
CSE Total Cases - FFY 2018 Monthly Average	276,437
CSE Collections - FFY 2018	\$431,264,311
Family Independence Temporary Assistance Program (FITAP)	
Number of FITAP Recipients each month, on average, in FFY 2018	10,070
FITAP Benefits Issued each month, on average, in FFY 2018	\$824,337
Kinship Care Subsidy Program (KCSP)	
Number of KCSP Recipients (Children) each month, on average, in FFY 2018	3,612
KCSP Benefits Issued each month, on average, in FFY 2018	\$798,768
Supplemental Nutrition Assistance Program (SNAP)	
Number of SNAP Recipients each month, on average, in FFY 2018	866,790
SNAP Benefits Issued FFY 2018	\$1,300,892,167
SNAP Applications Processed FFY 2018	413,916
Population percentage receiving SNAP in FFY 2018	19.4%
SNAP Economic Impact FFY 2018	\$2,328,596,979
Number of SNAP Retailers as of February 5, 2019	4,524
Disability Determination Services (DDS)	
Disability Claims Adjudicated for Workers in FFY 2018	70,753
Disability Claims Adjudicated for Children in FFY 2018	10,358
Calendar Year (CY) Jan. 1 - Dec. 31 Federal Fiscal Year (FFY) Oct. 1 - Sept. 30 State Fiscal Year (SFY) July 1 - June 30	

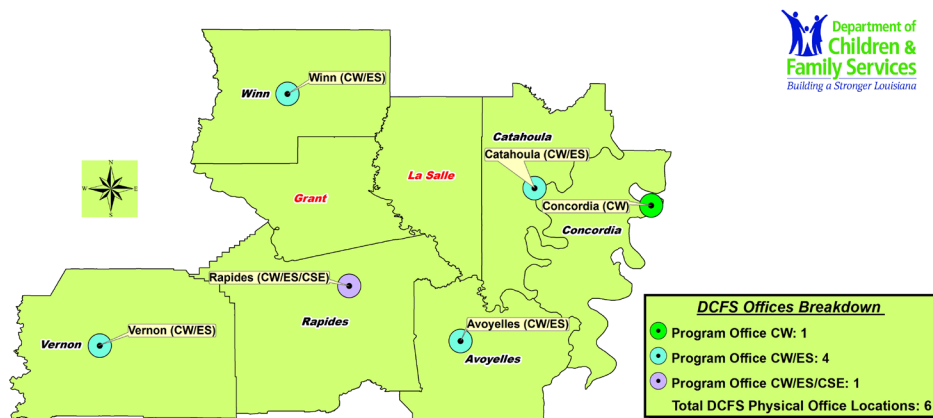
SFY 2018-19 Existing Operating Budget



Alexandria Regional Data

Avoyelles, Catahoula, Concordia, Grant, LaSalle, Rapides, Vernon and Winn Parishes

Child Welfare	
Total Reports of Abuse & Neglect in CY 2018	3,764
Total Child Protection Investigations in CY 2018	1,625
Total Family Services Cases in CY 2018	413
Children Served in Foster Care each month, on average, in CY 2018	461
Total Children Served in Foster Care in CY 2018	670
Total Foster Children Reunified with Family in CY 2018	183
Total Foster Children Adopted in CY 2018	68
Total Youth who Aged Out of Care in CY 2018	7
Total Foster Homes Newly Certified in CY 2018	103
Family Support	
Child Support Enforcement (CSE)	
CSE Total Cases - FFY 2018 Monthly Average	16,960
CSE Collections - FFY 2018	\$30,012,186
Family Independence Temporary Assistance Program (FITAP)	
Number of FITAP Recipients in December 2018	526
FITAP Benefits Issued in December 2018	\$45,243
Kinship Care Subsidy Program (KCSP)	
Number of KCSP Recipients (Children) in December 2018	358
KCSP Benefits Issued in December 2018	\$79,294
Supplemental Nutrition Assistance Program (SNAP)	
Number of SNAP Recipients in December 2018	59,873
SNAP Benefits Issued FFY 2018	\$91,219,883
SNAP Benefits Issued in December 2018	\$7,405,224
Population percentage receiving SNAP in December 2018	20.7%
SNAP Economic Impact FFY 2018	\$163,283,591
Number of SNAP Retailers as of February 5, 2019	318



* Parishes labeled in red and white denotes no DCFS Office(s) in that Parish.

235 Full-Time jobs in Alexandria Region